




Rivera Glassworks

STAINED GLASS AND LEADED WINDOWS

DISCOVER THE BEAUTY OF STAINED GLASS



Our STORY



Originally established in 2022 under the name of All Glassed Up, LLC, the company name changed to Rivera Glassworks, LLC in January of 2024. Rivera Glassworks is a locally owned stained-glass business in Independence, Missouri. We strive to provide creative and restorative services to the area to increase the value of your home or business, and to spread the love and beauty of stained glass. We have been fortunate to have the honor of having our President Truman piece, pictured below, on permanent display at The Little White House Museum in Key West, Florida.



We offer custom design services for creating new stained-glass for you, and we offer restorative services for existing windows that may be damaged.

Our installed windows are placed on the interior side of your existing window for protection against exterior elements. This is the most cost effective way to add stained-glass to your home or business.

Did you know? Adding a \$300 stained-glass window to your home can increase the value of your home by an average of \$3,000. Many stained glass windows appraise for upwards of \$100 per square foot. That is a huge return on your initial investment of purchasing stained-glass.

While we offer window and door design, fabrication, and installation, we also are able to create hanging stained glass pieces as well. These can be placed anywhere in your home or business!

Creating the perfect window for you is key.

CUSTOMER SATISFACTION

The customer is at the heart of everything we do.

We will work through the entire design and installation process with you to ensure that you are completely satisfied with the window that you receive.

All costs are disclosed in advance so that there is full understanding of your investment.

Stained-glass is built to last, and we stand behind our product. We offer a limited warranty on our windows and installation so that you can be assured that you will receive a quality product that we stand behind.



Our PROCESS



Meeting our clients


1

We love to meet our customers face to face! This allows us to communicate effectively to discuss what kind of window you are looking for, and to explain the process of designing and adding stained-glass to your home or business. Measurements can also then be taken of the space that you are considering adding stained-glass to. This is necessary to ensure that your window properly fits the space and to calculate overall cost. We are able to accommodate your schedule in many cases.

2

Design and Approval

We will gather all of the information received during our consultation and render a full-sized drawing of the window pattern. This will then be sent to you for final approval along with an invoice itemizing all costs, and the request for a 50% deposit. Once your final approval is obtained and your deposit received, construction of your window will begin. We like to send our customers updates as the window build progresses, so you can see your window in the various stages of construction.



Construction of Your Window

3

Construction of the window begins with cutting each piece of glass out in the shape of the pattern. The pieces are laid out on the pattern to check for size and fit. Once the pieces are all cut, the final window assembly begins by either wrapping each piece in copper foil and melting metal solder (solder is a mixture of tin and lead metals) along the lines of the foil, or by cutting strips of lead to various lengths to hold each piece of glass together. The joints of these metal strips are then soldered together and the glass is cemented in place with a glazier compound. The window is then thoroughly cleaned and polished, then framed to support the window. Framing type depends on the window size, location, and installation, but can consist of zinc, lead, or wood.



Is the lead used in stained glass dangerous to you? The truth of the matter is that leaded stained-glass poses more of a health risk to manufacturers than it does to homeowners. That is because the lead used in stained glass is stable, and only dangerous if directly inhaled or ingested.




Jenny Rivera

Jenny has a deep passion for creating in stained-glass. She has lived in the community for over ten years with her husband, a local fireman, and their five children. She continually strives to learn traditional techniques for creating with glass, and has a passion for sharing this knowledge within the glass community of artists. It is a goal of hers to offer an art internship with the school district of Independence in the future to also share this unique art with young adults. Jenny also works as a paramedic in the Warrensburg community, and has been working in the field of medicine since 2001. Besides creating with stained-glass, Jenny enjoys creating mosaics, quilting, reading, and book binding.




Meet
YOUR ARTIST



Rivera Glassworks

STAINED GLASS AND LEADED WINDOWS



Contact us today to see how we can help your home or business with your stained-glass needs!

Rivera Glassworks, LLC
712 N. Crysler Ave.
Independence, MO 64050

816-645-9312

Let's get in touch!